


Year 2 Parent's Information Meeting

11th September 2018



Year 2 Staff

- Matisse Class: Miss Shakeshaft and Miss Ayub
- Monet Class: Miss Green and Miss Bulmer
- Gauguin Class: Miss Gardner, Mrs Ruddell and Miss Zammit.

Some things to note.....

- All children to bring a water bottle into school.
- Any changes to after school arrangements will need to be discussed with the class teacher or the school office.
- Please make sure all children's clothes are named.

P.E Days

- Monet – Wednesday and Friday
- Matisse – Monday and Friday
- Gauguin – Monday and Friday

PE Kits

PE kits to be kept in school until the half term.
No earrings to be worn on PE day or
tape/plasters to be brought into school.

- Children are expected to wear:

Indoor P.E

Purple t-shirts

Black shorts

Outdoor P.E

Purple t-shirts

Black shorts/ tracksuit bottoms

Black jumper

White trainers

Homework expectations

- Monday: Spellings
- Tuesday: Maths
- Wednesday: SPaG
- Thursday: Maths

Reading in Year 2



Phonics in Year 2

Daily phonics recap sessions

Words are made up from small units of sound called phonemes. Phonics teaches children to be able to listen carefully and identify the phonemes that make up each word. This helps children to learn to read words and to spell words.

In phonics lessons children are taught three main things:

- **GPCs**

They are taught GPCs. This stands for grapheme phoneme correspondences. This simply means that they are taught all the phonemes in the English language and ways of writing them down. These sounds are taught in a particular order.

- **Blending**

Children are taught to be able to blend. This is when children say the sounds that make up a word and are able to merge the sounds together until they can hear what the word is. This skill is vital in learning to read.

- **Segmenting**

Children are also taught to segment. This is the opposite of blending. Children are able to say a word and then break it up into the phonemes that make it up. This skill is vital in being able to spell words.

Phonics at Home

How can I help my child at home?

- Talk to your child about what they have been learning about in phonics.
- Ask them to write down the spelling rule/pattern (think of new words together).
- Look for examples: television adverts, books, newspapers, magazines.

Reading in Year 2

Reading Records

A dialogue between parents and teachers

Guided Reading

Listening to readers and answering questions about what has been read.

Class reading


We read as a class daily.

Reading in Year 2

How can I help my child at home?

- Read daily with your child
- Practice reading high frequency words
- Talk about what has been read
- Ask questions about what has been read
- Sign the Reading Record: dialogue
- Read different texts: share what you are reading- can your child find any words they can read?
- Newspapers, recipes, shopping lists, food packaging, magazines

Writing in Year 2



Writing

Writing is more than putting words on paper. Children need to be able to think about what they write, say what they want to write, write it down and proof read or check their work.

It can be considered to be a balancing act between creating ideas (creativity) and organising all the exciting ideas onto the paper.

Spelling, Punctuation and Grammar (SPaG)

- Weekly spellings will focus on rules and word groups.
- Children will learn how to use a range of punctuation correctly.
- Terms you should encourage the children to use: noun, noun phrase, statement, questions, exclamation, command, compound, suffix, adjective, adverb, tense (past, present), apostrophe and comma.

Handwriting

- Children are taught to write in cursive script from Reception.
- Children are expected to join all their lower case handwriting

How you can help your child with their writing?

Reading

Reading will stimulate your child's imagination, widens their vocabulary and encourages them to write!

When reading books, ask children to find examples of descriptive phrases and ambitious vocabulary.

Challenge children to use these ideas in their own writing!

Opportunities for writing at home

Children need opportunities to write for real purposes so that the task is meaningful.

- Let children write their own cards, thank you cards, emails, invitations or lists.
- Create silly sentences or tongue twisters.
- Play word building games like Scrabble. Games like 'Guess Who' also develop their descriptive vocabulary.
- After cooking or completing a craft activity, challenge children to write the instructions for someone else to use.

Maths in Year 2



Mental Recall of number facts

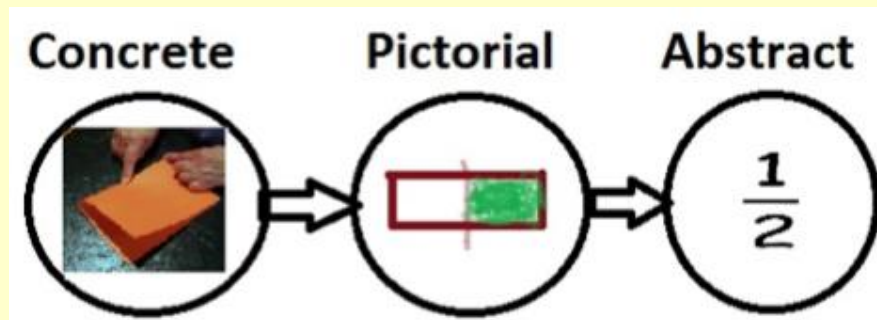
Children are expected to have a rapid recall of the following:

- 2x, 10x and 5x tables, including the division facts (be able to answer 20 questions in 1 minute!)
- Number bonds to 20 and 100, and the corresponding subtraction facts. (e.g. $17 + 3 = 20$; $20 - 17 = 3$; $30 + 70 = 100$; $31 + 69 = 100$)

White Rose Maths Scheme

New scheme focusing on:

- small steps
- Concrete-pictorial-abstract



New calculation policy

- See our new website for a copy or ask for a copy from your child's teacher.

How can you help at home?

Bring maths into every day life and problem solving!

- Frequent practise of number facts; little and often!
- Reading the time – analogue and digital.
- Measuring and using scales in the kitchen.
- Singing or recalling days of the week and months of the year.
- Practise counting backwards when on the move.
- Handling coins and working out change.
- Practise writing digits and number words.
- If using the internet, guide children to maths games on websites such as: My Maths, ICTGames.com, or BBC schools.



HISTORY
Great Fire of London



PSHE
Rights, rules and responsibilities



D and T
Food and Farming




GEOGRAPHY
Beautiful Bedford

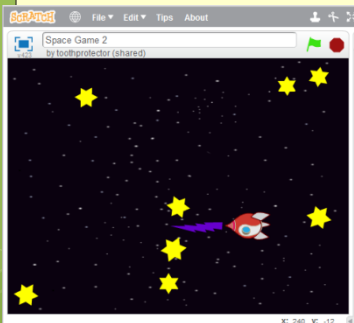


SCIENCE

Foundation subjects



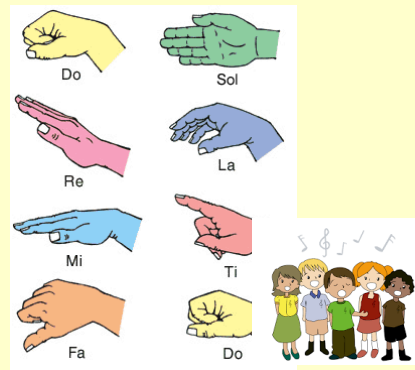
PE
Dance (indoor) and
ball games (outdoor)



COMPUTING
We are astronauts - programming



RE
Showing care to others



MUSIC
Kodaly Singing



ART
Optical Art



Thank you for coming
today. Any questions?