Reception
Autumn 2
Let's Celebrate!



Things we may talk about: Bonfire night, fireworks, Diwali, Remembrance Day, Children in Need and family celebrations

Key books this term:















Can you talk about keeping safe on Bonfire Night? What should you do with your pets when it is firework night?

Warhol—Thursday 3rd December
Hockney—Friday 4th December

Story themes:
Festivals and Celebrations
Family traditions
Christmas, Diwali, Bonfire Night
Autumn, Winter and seasonal changes

Which traditions are important to your family? How do you celebrate? Do you know anyone who celebrates differently?





Key Vocabulary

Celebration, festival, decorations, Bonfire Night, tradition, worship, religion, anti-bullying, Nativity, Hinduism, Diwali, Sikhism, autumn, seasons.

Church, Temple, Gurdwara, Mosque, Synagogue



Remembrance Day —11th November

Why do we wear poppies in November?



Anti-Bullying week 16th-20th November 2026



Children in Need
Friday 13th November

Literacy: Reading

We will be continuing to learn the phonemes (sounds) for each letter of the alphabet, linking each phoneme to its letter (grapheme). We will also learn tricky words from Phase 2 using the monsters from Monster Phonics to help us! We will be listening to and reading lots of stories, and talking about features of books such as the front cover, characters and settings.



At home practise segmenting words for your child to blend, eg, Put your c-oa-t (coat) on please. Can you b-r-u-sh (brush) your t-ee-th?

Literacy: Writing

We will be using our phoneme fingers to help us segment all of the phonemes (sounds) that we can hear in a word and write them. We will be drawing our own pictures to write about in Drawing Club!

Oral Segmenting - this is when you split a word up into its individual sounds (c-a-t). We call this 'robot talk'.
Oral blending - this is when you blend the sounds together to say the word (cat). We use a blending arm motion from left to right to help blend the sounds together .

Maths

We will learn about composition of numbers to 5, positional language and finding one more and one less than a given number..
We will:
Show numbers in different ways
Recognise quantities without counting (subitising)
Find one more and one less
Draw maps and describe positions.

Can you play dominoes at home? See if you can recognise the number of dots without counting!
Play snakes and ladders! Count forwards and backwards.





PSED

Children will be encouraged to:
Express their needs and feelings in an appropriate way.
Develop independence when selecting resources.
Think about the needs and feelings of others.

Expressive Arts and Design

Sculpture, painting and collage

We will be learning to use colours for a particular purpose
We will be exploring mixing cold colour tones for our winter pictures.
We will be creating collages
We will be doing mixed media Christmas activities





Animal poses we use at school to make bodies stronger



There are lots of opportunities to make bodies stronger at home using these poses.
- Story reading
- Play games (board games/consoles)
- Ipad
- Watching TV

Physical Development: Gross and Fine Motor Skills

Funky Fingers - threading, cutting, using tweezers, tearing and scrunching paper
Using the 'three friends hold' (holding a pencil correctly)
PE - We will be learning about gymnastics this term. This is where we learn different ways of moving and balancing. We will also learn gymnastic skills and shapes.
Looking at animal positions to help make our bodies stronger.

Homework

Reading – When your child is ready, we will send home a reading book. We will read this book three times in school before sending it home. Books will be changed every Friday. Library sessions will continue after the half term break.

Optional tasks: We have included some tasks/things you may like to talk to your child about at home to support our learning in school. Look for the house picture.



Information

Please can we ask that:
Book bags come into school every day
All water bottles are named and contain water only
All hair accessories are school colours (purple, green, white or black)
All trousers, skirts and dresses are black
All uniform and coats are named
Order your child's school lunch at home as early as possible (Relish)
Provide a change of clothes if you feel this is necessary

Seesaw
We would love to see how the children have been sharing learning from school with you at home. Please feel free to post any photographs or upload comments about any things they have been up to or places they have visited!

Enrichment

Trips and Visitors
Please find a list of anticipated trips and visits to enrich your child's learning. These are not all finalised and will be dependent on availability nearer the time. We are acutely aware of the increasing financial pressures on families; therefore, we want to provide you with an overview of potential costs for the year. When trips are organised, you will be provided with a clear financial breakdown of the subsequent costs.

The trips scheduled for the next half term are as follows::
Autumn 2 – Local Walk (free)
- visit to a local place of worship (tbc)