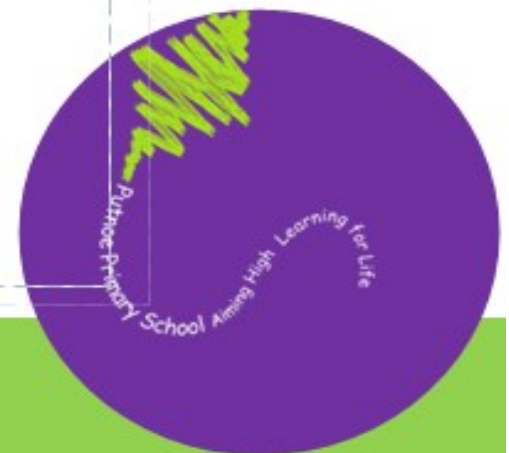


Reception

Summer 1

To the pond and  
beyond



# Reception; Summer 1: To the pond and beyond.

## Key books this term:



Possible lines of enquiry: Life cycles, growing, pond life, being healthy,

Children will learn about St. George and the Dragon, and how some people celebrate St. George's Day!

We're going to visit the Environmental Area.

Possible learning experiences:

- Differences between bushes and trees
- Making a map of the pond area

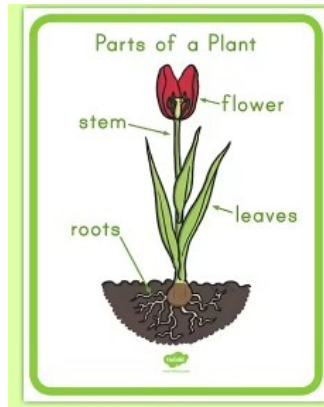
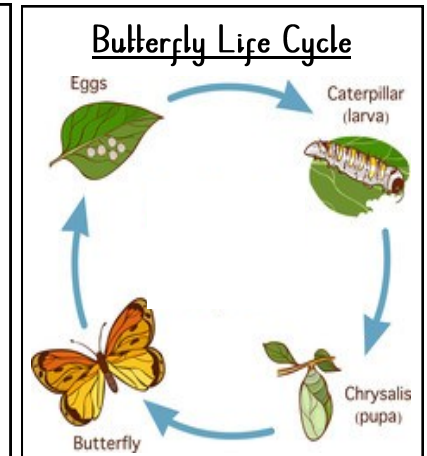
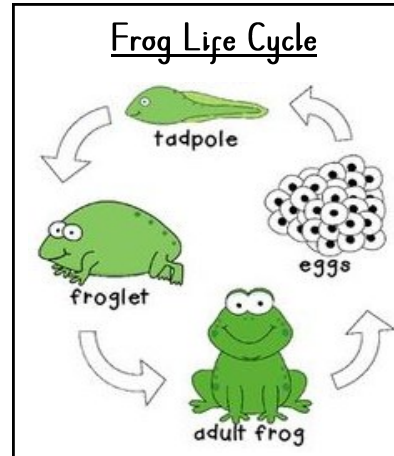

## Hungry Caterpillar/Bog Baby/Jack & the Beanstalk.

Possible Learning Experiences:

- Planting and growing beans and cress
- Keeping healthy
- What will you find in a pond?
- Habitats
- Seed sorting
- Camouflage
- Know the parts of a plant



Can you look for birds and flowers when you are outside? Can you identify them?



**Camouflage** - to hide or disguise to blend in with their surroundings

**Habitat** - the natural home of an animal or plant

## Developing our love of stories!

- 1) Retell stories in the correct sequence; draw on language patterns of stories.
- 2) Say how they feel about stories and poems, what parts of the story they liked or disliked, identify favourite characters, events or settings and why.
- 3) With support, change what happens in a well-known story.

## Key Vocabulary:

environment, pond, growing, seed, root, stalk, leaf, life cycle, caterpillar, cocoon, butterflies, chrysalis, frogspawn, tadpole, frog, froglet, weather, season, feather, beak, bush, tree

**Healthy Eating:** Can you name some healthy foods?



## Literacy: Reading Revising phase 3 digraphs

**Oral Segmenting** - This is when you split a word into its individual sounds (c-a-t). We can call this robot talk.



Scan to hear phase 3 phonemes

**Oral Blending** - This is when you blend the sounds together to say the word (cat). We can use a blending arm motion from left to right to help blend the sounds together.

qu	zz	ch	sh	th	ng
oo	ar	oo	ow	ee	ur
ai	or	oa	er	igh	air
oi	ear	ure			

Using our phonic knowledge and blending and segmenting skills to read longer words and a few common exception words (non phonetic)

Digraph: two letters that make one phoneme

Trigraph: three letters that make one phoneme



## Maths: comparing lengths and height, measuring capacity, addition and subtraction, 3D shapes and numbers to 20 and beyond

### Addition and Subtraction:

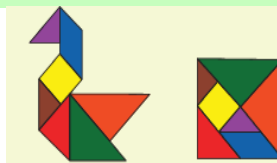
Children will build on using concrete (objects) and pictorial methods (drawing dots) to add and subtract quantities to 10 by using Numicon to solve calculations.



$$\begin{array}{|c|} \hline \bullet \\ \bullet \\ \bullet \\ \bullet \\ \bullet \\ \hline \end{array} + \begin{array}{|c|} \hline \bullet \\ \bullet \\ \hline \end{array} = \begin{array}{|c|} \hline \bullet \\ \bullet \\ \bullet \\ \bullet \\ \bullet \\ \bullet \\ \bullet \\ \bullet \\ \hline \end{array} - \begin{array}{|c|} \hline \bullet \\ \bullet \\ \hline \end{array} =$$

Can you fill a container to show half full and full?  
Can you show nearly full?


We will be naming and describing 3D shapes and selecting, rotating and manipulating shapes.



## Literacy: Writing Using phonic knowledge to orally compose and write a sentence/sentences independently.

- Writing instructions
- Describing a character
- Retelling a story
- Writing a list

Kinetic Letters (Handwriting)



Can you sing the 'three friends hold' pencil song?

## Computing

- I can talk about an algorithm
- I can use a search engine
- I can take a photograph of my own work
- I know how to be safe online



Algorithm - sequence of steps

This term, we will be selecting our choice of computer program to use to represent our own ideas.

## PSED

Children will be encouraged to work and play co-operatively and takes turns with others.

Can you use and scan any QR codes?



## Physical Development: Gross and Fine Motor Skills

- Funky Fingers - threading, cutting, using tweezers, tearing and scrunching paper
- Using the 'three friends hold' (holding a pencil correctly)


P.E Focus on ball skills. rolling, kicking and throwing a ball, aiming at a target, using a racquet/bat, taking part in team games (tennis and rounders)

Children will know and talk about the different factors that support their overall health and wellbeing: regular physical activity, healthy eating, tooth brushing, sensible amounts of screen time, having a good sleep routine and being a safe pedestrian.

## Expressive Arts and Design

### Sculpture, painting and collage

- Giuseppe Arcimbaldo is an Italian painter known for creating portraits from vegetables, fruits and flowers. We will be making our own portraits in this style.
- We are going to be designing and making a our own Bag Baby!
- We will be making Bean Collages.



# Homework

**Reading** When your child is ready, we will send home a Monster Phonics reading book. We will read this book three times in school before sending it home. The children will also bring home A Big Cat reading book! continue to visit the library weekly.

## Optional tasks:

We have included some tasks/things you may like to talk to your child about at home to support our learning in school. Please look for the 'house' symbol.



# Key Information

## Please can we ask that:

- Book bags come into school every day
- All water bottles are named and contain water only
- All hair accessories are school colours (purple, green, white or black)
- All trousers, skirts and dresses are black
- All uniform and coats are named
- Order your child's school lunch at home as early as possible (Relish)
- Provide a change of clothes if you feel this is necessary

PE — Children come to school in PE kits — please can all jewellery be removed

# Enrichment

## Trips and Visitors

Please find a list of anticipated trips and visits to enrich your child's learning. These are not all finalised and will be dependent on availability nearer the time. We are acutely aware of the increasing financial pressures on families; therefore, we want to provide you with an overview of potential costs for the year. When trips are organised, you will be provided with a clear financial breakdown of the subsequent costs. Parentpay has the ability to be used as a savings account.

We have several trips and visitors scheduled for the year, as follows:

Summer 1 — Visit to school Environmental Area (no cost).

Summer 2 — Trip to Mead OpenFarm (approx. cost £20) and End of Year Water Day in school (no cost)

## Seesaw

We would love to see how the children have been sharing learning from school with you at home. Please feel free to post any photographs or upload comments about any things they have been up to or places they have visited!