

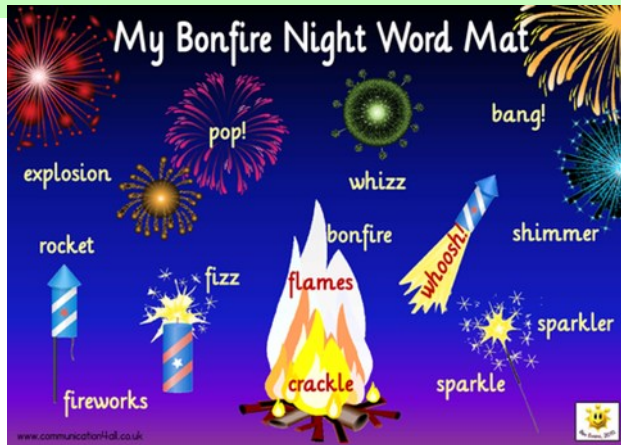

Reception
Autumn 2

Let's Celebrate!



Things we may talk about: Bonfire night, fireworks, Diwali, Remembrance Day, Children in Need and family celebrations

Key books this term:



Can you talk about keeping safe on Bonfire Night? What should you do with your pets when it is firework night?



Warhol— Thurs 4th December am
Hockney— Wed 3rd December am

Key Vocabulary

Rosie's Walk/ The Little Red Hen / The Jolly Christmas Postman

Story themes:

- Maps and routes
- Diwali
- Bonfire Night
- Christmas
- Materials



Can you make bread at home?



Bonfire night, fireworks, Catherine wheel, Diwali, diva lamp, rangoli pattern, Remembrance day, poppy, soldiers, anti-bullying, friend, harvest, map, bread, wheat, mill, Christmas, postman, cards, advent calendar, nativity, shepherds, kings, stable

The Little Red Hen Word Mat



A recipe for making a bread loaf

Ingredients
2 tsp. dry yeast
1½ cups warm water
1½ tsp. salt
1 tsp. melted butter, vegetable oil, or heavy cream
3½ cups unbleached white flour

Equipment
Bowl
Wooden spoon
Sieve
Damp towel
Loaf baking tin

Makes: 1 bread loaf

SpiralBox © Copyright 2005, SpiralBox Teacher Resources (SpiralBox KS2 - www.spiralbox2.co.uk)

Remembrance Day — 11th November

Why do we wear



poppies in November?



Anti-Bullying week


10th - 14th November



Children in Need
Friday 14th November

Literacy: Reading

We will be continuing to learn the phonemes (sounds) for each letter of the alphabet, linking each phoneme to its letter (grapheme). We will also learn tricky words from Phase 2 using the monsters from Monster Phonics to help us! We will be listening to and reading lots of stories, and talking about features of books such as the front cover, characters and settings.



At home practise segmenting words for your child to blend, eg. Put your c-oa-t (coat) on please. Can you b-r-u-sh (brush) your t-ee-th?



Literacy: Writing

We will be using our phoneme fingers to help us segment all of the phonemes (sounds) that we can hear in a word and write them. We will be drawing our own pictures to write about in Drawing Club!

Oral Segmenting - this is when you split a word up into its individual sounds (c-a-t). We call this 'robot talk'.

Oral blending - this is when you blend the sounds together to say the word (cat). We use a blending arm motion from left to right to help blend the sounds together.

Maths

We will learn about composition of numbers to 5, positional language and finding one more and one less than a given number..

We will:

- Show numbers in different ways
- Recognise quantities without counting (subitising)
- Find one more and one less
- Draw maps and describe positions.

Can you play dominoes at home? See if you can recognise the number of dots without counting!
Play snakes and ladders! Count forwards and backwards.



PSED

Children will be encouraged to:

- Express their needs and feelings in an appropriate way
- Develop independence when selecting resources
- Think about the needs and feelings of others


Expressive Arts and Design

Sculpture, painting and collage

- We will be learning to use colours for a particular purpose
- We will be exploring mixing cold colour tones for our winter pictures.
- We will be creating collages
- We will be doing mixed media Christmas activities



Animal poses we use at school to make bodies stronger



There are lots of opportunities to make bodies stronger at home using these poses.

- Story reading
- Play games (board games/consoles)
- Ipad
- Watching TV

Physical Development: Gross and Fine Motor Skills

- Funky Fingers - threading, cutting, using tweezers, tearing and scrunching paper
- Using the 'three friends hold' (holding a pencil correctly)

P.E - We will be learning about gymnastics this term. This is where we learn different ways of moving and balancing. We will also learn gymnastic skills and shapes.

- Looking at animal positions to help make our bodies stronger.

Homework

Reading — When your child is ready, we will send home a reading book. We will read this book three times in school before sending it home. Books will be changed every Friday. Library sessions will continue after the half term break.

Optional tasks: We have included some tasks/things you may like to talk to your child about at home to support our learning in school. Look for the house picture.



Information

Please can we ask that:

- Book bags come into school every day
- All water bottles are named and contain water only
- All hair accessories are school colours (purple, green, white or black)
- All trousers, skirts and dresses are black
- All uniform and coats are named
- Order your child's school lunch at home as early as possible (Relish)
- Provide a change of clothes if you feel this is necessary

PE — Children come to school in PE kits— please can all jewellery be removed

Hockney— Friday Warhol—Thursday

Seesaw

We would love to see how the children have been sharing learning from school with you at home. Please feel free to post any photographs or upload comments about any things they have been up to or places they have visited!

Enrichment

Trips and Visitors

Please find a list of anticipated trips and visits to enrich your child's learning. These are not all finalised and will be dependent on availability nearer the time. We are acutely aware of the increasing financial pressures on families; therefore, we want to provide you with an overview of potential costs for the year. When trips are organised, you will be provided with a clear financial breakdown of the subsequent costs.

We have several trips and visitors scheduled for the year, as follows::

Autumn 2 — Nativity Performance

Spring 1 — World Book Day and virtual activities (no cost);

Spring 2 — Visit to school Environmental Area (no cost). Visit to school by 'Little City' (approx. £3.50)

Summer 2 — Trip to the farm (cost tbc) and End of Year Water Day in school (no cost)