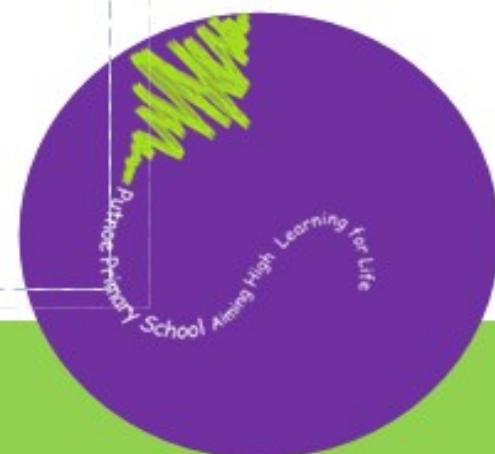



Reception
Summer 1

To the pond and
beyond



Reception; Summer 1: To the pond and beyond.

Key books this term:



Hungry Caterpillar/Bog Baby/Jack & the Beanstalk.


Possible Learning Experiences:

- Planting and growing beans and cress
- Keeping healthy
- What will you find in a pond?
- Habitats
- Seed sorting
- Camouflage
- Know the parts of a plant



Key Vocabulary:

environment, pond, growing, seed, root, stalk, leaf, life cycle, caterpillar, cocoon, butterflies, chrysalis, frogspawn, tadpole, frog, froglet, weather, season, feather, beak, bush, tree



Possible lines of enquiry: Life cycles, growing, pond life, being healthy

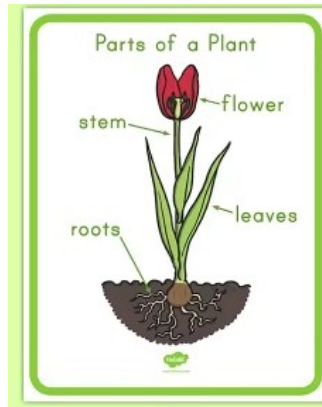

Road Safety



Beep Beep!
24th April



Can you look for birds and flowers when you are outside? Can you identify them?



Camouflage - to hide or disguise to blend in with their surroundings

Habitat - the natural home of an animal or plant

Children will learn about St George and the Dragon and how some people celebrate St George's Day!

Healthy Eating: Can you name some healthy foods?




We're going to visit the Environmental Area.

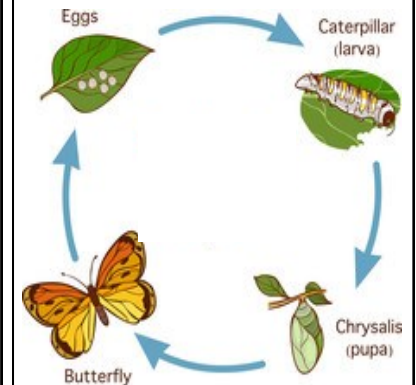
Possible learning experiences:

- Differences between bushes and trees
- Making a map of the pond area

Frog Life Cycle



Butterfly Life Cycle



Developing our love of stories!

- 1) Retell stories in the correct sequence; draw on language patterns of stories.
- 2) Say how they feel about stories and poems, what parts of the story they liked or disliked, identify favourite characters, events or settings and why.
- 3) Change what happens in a well-known story with support.

Literacy: Reading Revising phase 3 digraphs

Oral Segmenting - This is when you split a word into its individual sounds (c-a-t). We can call this robot talk.



Scan to
hear phase
3 phonemes

Oral Blending - This is when you blend the sounds together to say the word (cat). We can use a blending arm motion from left to right to help blend the sounds together.

qu	zz	ch	sh	th	ng
oo	ar	oo	ow	ee	ur
ai	or	oa	er	igh	air
oi	ear	ure			

Using our phonic knowledge and blending and segmenting skills to read longer words and a few common exception words (non phonetic)

Digraph: two letters that make one phoneme


Trigraph: three letters that make one phoneme



Literacy: Writing Using phonic knowledge to orally compose and write a sentence/sentences independently.

- Writing instructions
- Describing a character
- Retelling a story
- Writing a list

Kinetic Letters (Handwriting Scheme)



Can you sing the
'three friends hold'
pencil song?

Physical Development: Gross and Fine Motor Skills

- Funky Fingers - threading, cutting, using tweezers, tearing and scrunching paper
- Using the 'three friends hold' (holding a pencil correctly)

P.E Focus on ball skills. rolling, kicking and throwing a ball, aiming at a target, using a racquet/bat, taking part in team games (tennis and rounders)

Children will know and talk about the different factors that support their overall health and wellbeing: regular physical activity, healthy eating, tooth brushing, sensible amounts of screen time, having a good sleep routine and being a safe pedestrian.

Maths: comparing lengths and height, measuring capacity, addition and subtraction, 3D shapes and numbers to 20 and beyond

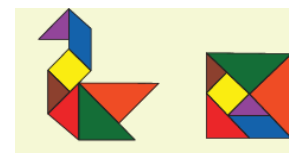
Addition and Subtraction:

Children will build on using concrete (objects) and pictorial methods (drawing dots) to add and subtract quantities to 10 by using Numicon to solve calculations.

$$\begin{array}{|c|} \hline \bullet \\ \bullet \\ \bullet \\ \bullet \\ \bullet \\ \hline \end{array} + \begin{array}{|c|} \hline \bullet \\ \bullet \\ \hline \end{array} = \begin{array}{|c|} \hline \bullet \\ \bullet \\ \bullet \\ \bullet \\ \bullet \\ \bullet \\ \hline \end{array} - \begin{array}{|c|} \hline \bullet \\ \bullet \\ \hline \end{array} =$$



Can you fill a container to show half full and full? Can you show nearly full? Nearly empty?



We will be naming and describing 3D shapes and selecting, rotating and manipulating shapes to develop spatial reasoning skills.

Computing

- I can talk about an algorithm
- I can use a search engine.
- I can take a photograph of my own work
- I know how to be safe online



Algorithm - sequence of steps

This term, we will be selecting our choice of computer program to use to represent our own ideas.

PSED

Children will be encouraged to work and play co-operatively and takes turns with others.

Can you use and scan any QR codes?




Expressive Arts and Design

Sculpture, painting and collage

- Giuseppe Arcimbaldo is an Italian painter known for creating portraits from vegetables, fruits and flowers. We will be making our own portraits in this style.
- We are going to be designing and making our own Bog Baby!



- We will be making Bean Collages



Homework

Reading — When your child is ready, we will send home a reading book if they have not had any already. These will be changed weekly. In the front, we will put high frequency words for your child to practise at home. Please comment in your child's reading diary when reading the book or key words.

Optional tasks: 

We have included some tasks/things you may like to talk to your child about at home to support our learning in school. Please look for the 'house' symbol.

Key Information

Please can we ask that:

- Long hair be tied back
- Hair accessories to be school colours only (purple, green, black or white).
- Your child brings a school book bag every day
- Your child comes to school in the correct uniform— black dress/skirt/trousers
- Black tracksuit bottoms or leggings for PE
- Trainers to be worn only on PE days
- No jewellery please and only stud earrings

Enrichment

Trips and Visitors

Please find a list of anticipated trips and visits to enrich your child's learning. These are not all finalised and will be dependent on availability nearer the time. We are acutely aware of the increasing financial pressures on families; therefore, we want to provide you with an overview of potential costs for the year. When trips are organised, you will be provided with a clear financial breakdown of the subsequent costs.

We have several trips and visitors scheduled for the year, as follows:

Spring 2 — Visit to school Environmental Area (no cost)

Spring 2— Theatre show and workshop linked to 'Jack and the Beanstalk'. This will be funded by the Parent Partnership Group.

Summer 2 — Trip to Woburn Safari Park (approx. cost £15) and End of Year Water Day in school (no cost)

Join us on Seesaw to see what we are learning at school and share in your child's learning!