

Phonics at Putnoe Primary School



Why did they have to make it so hard?!

The English language has:

- ▶ 26 letters
- ▶ 44 sounds
- ▶ Over 100 ways to spell these sounds
- ▶ For example, there are up to 8 different ways to spell the 'ay' sound

What is Phonics?

- ▶ Phonics is a method for teaching reading and writing.
- ▶ It develops phonetic awareness – the ability to hear, recognise and use the sounds within words.
- ▶ Learners are also taught the correspondence between sounds and the graphemes (spelling patterns) that represent them.
- ▶ Phonics is currently the main way in which children in British primary schools are taught to read in their earliest years.
- ▶ Children will also be taught other skills, such as whole-word recognition (see ‘tricky words’), book skills and a love and enjoyment of reading.

Why are Children taught Phonics

- ▶ Phonics, taught in a structured way, is generally accepted to be the most effective way to teach reading and writing.
- ▶ Children learn to hear and recognise sounds in words and spell them correctly.
- ▶ This assists with their confidence, accuracy and fluency.
- ▶ Phonics should not be taught in isolation — children also need to learn other reading and comprehension skills alongside phonic knowledge.

All the Scary Words

- ▶ **Phonics** (also known as 'synthetic phonics') – The teaching of reading by developing awareness of the sounds in words and the corresponding letters used to represent those sounds.
- ▶ **Phoneme** - Any one of the 44 sounds which make up words in the English language
- ▶ **Grapheme** – How a phoneme is written down. There can be more than one way to spell a phoneme. For example, the phoneme 'ay' is spelt differently in each of the words 'way', 'make', 'fail', 'great', 'sleigh' and 'lady'.
- ▶ **Blending** – Putting together the sounds in a word in order to read it, e.g. 'f – r – o – g, frog'
- ▶ **Segmenting** – Breaking a word into its constituent sounds in order to spell them, e.g. 'frog, f – r – o – g''

Word Types

- ▶ CVC Words, mean consonant, vowel consonant, for example 'cat', 'map', 'tip'
- ▶ CCVC and CVCC Words – 'Stop' and 'Post'
- ▶ CCVCC – 'Slept' and 'Print'

High Frequency Words and Common Exception Words

What are High Frequency Words?

- ▶ High frequency words are words that appear often in written texts. They are a mixture of decodable words (words that can be sounded out) and tricky / exceptions words (words that cannot be sounded out). It is really important children learn to read these words as they will make up a large proportion of the words they will be reading in everyday texts.

What are Common Exception Words?











- ▶ Common Exception words are words that do not follow the common and phonetic spelling rules (they cannot be sounded out). Children need to recognise these words and learn them by sight. Many of these words are used frequently, hence the term 'common'.

Monster Phonics



<https://www.youtube.com/watch?v=AJsIpcXdI7Y>

Meet the Monsters

<p>ay ai ei a-e a ea ey eigh</p>  <p>Angry Red A</p>	<p>ea ie ey ee ei y e e-e i-e</p>  <p>Green Froggy</p>	<p>y lgh ie i-e y-e</p>  <p>Yellow I</p>	
<p>oa ow o-e o ou</p>  <p>Miss Oh No</p>	<p>u-e ew ue u eu</p>  <p>U-Hoo</p>	<p>oo ew ue u-e u o-e eu</p>  <p>Cool Blue</p>	<p>ou ow ou</p>  <p>Brown Owl</p>
<p>ss v w z y st r h ll j z th e b f ff x qu sh g c o u ch ng d ph or ur</p> 	<p>ou wh t w h a i ea wh k g gh b c e n s m p</p> 	<p>ere oo lr al ear d ed c g t oy le si o s air dg ed a ture au er ar ou ure ssi cl gn ce</p> 	

Phonics Screening Check

- ▶ Children throughout the country will take part in a Phonics Screening Check during the week commencing **Monday 10th June 2024**.
- ▶ Children in Year 2 will also take the check, if they do not achieve the required result in Year 1.
- ▶ The Phonics Screening Check is designed to confirm whether individual children have gained sufficient phonic decoding and blending skills to an appropriate standard.
- ▶ In exceptional circumstances, some children may not be required to take the test, if for example they are new to the English language or if they have additional needs which means they are not yet able to blend phonemes to read words.

What happens during the test?

- ▶ The test contains 40 words
- ▶ Each child will sit one to one and read each word aloud to a teacher.
- ▶ The test will take approximately 10 minutes per child; although all children are different and will complete the check at their own pace.
- ▶ The list of words the children read are a combination of 20 real words and 20 pseudo words (nonsense/alien words).

Pseudo Words

- ▶ The pseudo words will be shown to your child next to a picture of an alien. This provides a context for the pseudo word which is independent from an existing vocabulary they may already have.
- ▶ Pseudo words are included because they will be new to all pupils; they do not favour children with a broad knowledge of vocabulary or visual memory of words.

Example of words your child may encounter

- ▶ Real words:

- ▶ beg

- ▶ at

- ▶ sum

- ▶ In

- ▶ Pseudo Words:

- ▶ vap





- ▶ osk

- ▶ ot

- ▶ ect

How it will look to your child

snea
long
soil
chart

LOX	
bim	
vap	
ulf	

Reporting to parents

- ▶ By the end of the Summer Term all schools must report their child's result to parents.
- ▶ This will also confirm whether your child has met the standard threshold.
- ▶ Children who do not achieve the expected standard will be required to sit the check again in Year Two.

Monster Phonics Reading Books

- ▶ These books have been designed specifically to support your child with the process of early reading and have been carefully matched to your child's current phonic knowledge.
- ▶ Please ensure you read the book daily with your child.
- ▶ Your child should not struggle to read these books; they are for consolidation purposes and will help to develop confidence and fluency.
- ▶ They should be able to read this book independently and confidently. Your child will have read this book at least 3 times at school with an adult before it gets sent home.
- ▶ Please can you help us as at school by looking after these books. Please keep them safe in their plastic wallets when they are not being used and ensure they do not get placed in bags with water bottles.
- ▶ In addition to this, your child will also be taking home a 'reading for pleasure' book from the library. These books are designed to be read together with an adult. This book will have been selected by your child during their library session, and is guided by their own likes and preferences.

How can I help my child at home?

- ▶ You will have access to the Monster Phonics Parent Portal, where you can support your child with their phonics learning at home. You can access this via <https://monsterphonics.com/>; this is a free resource.

Login details:

Username: homelearning@putnoeprimary.co.uk

Password: phonics

- ▶ **Please note, this is a new login from last year.**

How can I help my child at home?

- ▶ We will email you a weekly poster to let you know what sound your child has been learning. You can access all the resources we use in school.

[https://monsterphonics.com/;](https://monsterphonics.com/)

Monster Phonics

These are the phonemes that each class in Reception, Year 1 and Year 2 have been learning this week...

Reception

This week Reception will be learning the **gg** and **ck** grapheme.
Words we are learning to read are: lo, go, no and the
You can learn at home with us by logging in using you parent login and looking at Reception – Term 1 – Week 4 under the lab lessons.

Year 1

This week Year 1 will be learning the **e-e**, **f-e** and **o-e** grapheme.
e-e these, theme, complete
f-e fun, ride, like, time, side
o-e home, those, woks, hope, hole
High Frequency words we are learning are: from, help, back, animals, will, his, that, than, them, with, went, off, children, just
You can learn at home with us by logging in using you parent login and looking at Year 1 – Term 1 – Week 5 under the lab lessons.

Year 2

This week Year 2 will be introducing two rules for adding suffixes: the 'drop a' rule and the 'double consonant' rule.
Adding the endings **ing**, **ed**, **er**, **est** and **y** to words ending in 'e' with a consonant before it. The 'e' at the end of the root word is dropped before **ing**, **ed**, **er**, **est** or **y** or any other suffix beginning with a vowel letter is added.

How can I help my child at home?

- ▶ Play lots of sound and listening games at home.
- ▶ Read as much as possible to and with your child – do not underestimate the power of story time!
- ▶ Encourage and praise your child to give them the confidence to have a 'good guess'. Try not to give them the word immediately – help them to sound out each phoneme and then encourage them to blend, as we do in class.
- ▶ Below is a useful link to support your child with practice at home:
- ▶ Please look out for any Monster Phonics online training
- ▶ <http://www.oxfordphonicschecksupport.co.uk/review?type=example>

Monster Phonics E - Books

- ▶ You will also be able to supplement your child's reading at home by accessing your child's own individual Monster Phonics E-book account.
- ▶ Your child's teacher will allocate books based on their phonic learning and knowledge. This is a fantastic and engaging way you can support your child at home with their learning.
- ▶ Last term, you will have received an email from the Monster Phonics team to set up your own E-Book account. This account will still be available to you. |
- ▶ If you are having problems accessing your account, please reset your password following the link below:
- ▶ https://monsterphonics.com/log-in/?action=forgot_password



Thank you!

Thank you for your continuing support. If you have any queries regarding the Screening Check or your child's phonics ability please do not hesitate to contact myself or your child's phonics teacher.