


# Year 2 Parent Meeting

Wednesday 13<sup>th</sup> September 2023

Monet class



Gauguin class



**PUTNOE**  
PRIMARY SCHOOL

Putnoe Primary School Aiming High Learning for Life

# Teachers and Teaching Assistants



Mrs. Clarke  
Class Teacher



Miss Lovell  
Class Teacher



Mrs. Mistry  
Class TA



Mrs. Cronin  
Class and I:1  
support



Miss Randall  
Class Teacher



Miss Devi  
Class TA

Gauguin

Monet

# PUTNOE PRIMARY SCHOOL UNIFORM

All children are expected to wear full school uniform as follows:-

## Girls

Purple school sweatshirt or cardigan

Black skirt, pinafore or trousers

White polo shirt

Black tights or white socks

Black flat school shoes

Purple checked dress (optional for summer)

## Boys

Purple school sweatshirt

Black trousers

White polo shirt

Black socks

Black school shoes

Black shorts (optional for summer)



Trainers, boots, sandals, heeled shoes and coloured or patterned tights WILL NOT be acceptable.

Girls hair should be tied back neatly with a black or purple hair band or scrunchie

Boys should not have lines or patterns shaved into their hair



Putnoe Primary School Aiming High Learning for Life



Drop off  
and  
pick up

The School Day


8:40am – School gates open

8:45am – Children to join their class lines

8:50am – School day begins

3:15pm – Reception finish

3:20pm – Y1-6 finish



# Lunches

Children can bring a packed lunch to school with them, or you can order a school lunch through our catering company, **Relish**.

Food orders must be with Relish at least 1 day in advance, and food is ordered online through their website. Payment is made directly to Relish.

If your child is eligible for free school meals, you must still order their food through the website.



Remaining hydrated throughout the day is essential. Please provide your child with a named water bottle, which they can bring to school each day.



I thrive on feedback.



Growth Mindset

I am inspired by the successes of others.



Growth Mindset

I embrace challenge.



Growth Mindset

I expect excellence.



Growth Mindset

I try to overcome obstacles.



# Expectations of behaviour

## VALUES EDUCATION

Putnoe Primary is a Values School. It is our Values that determine our thinking and behaviour. At Putnoe Primary School, it is our aim to promote a school ethos which is underpinned by core values. These values support the development of the whole child as a reflective learner within a calm, caring, happy and purposeful environment and are present in every aspect of school life.

**3 warning system - use child's name to remind them, reinforce the reminder then third warning becomes a Time Out. Children will miss 15 minutes of either break or lunch and parents will be informed.**

I support and encourage other learners.



Growth Mindset

I know I have to work hard to improve.



Growth Mindset

I believe that I can go beyond my best.



Growth Mindset

I know that growth and learning require effort.







Growth Mindset

I persist in the face of setback.



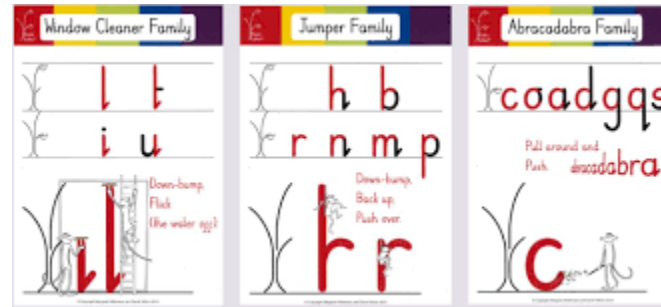
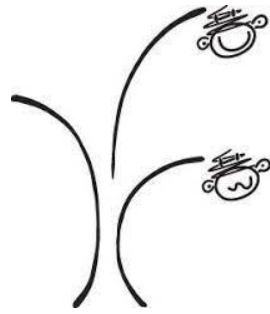




## Early reading and phonics

- Children will read every day at school either independently, within Guided Reading or in a whole class reading session.
- Children will have personalised individual reading books which will be changed on Thursdays.
- Comprehension and understanding new vocabulary will be our focus for this year.
- Fluency is key to reading!

# Writing



**Purpose of writing** — retells, descriptions, biography's, non-chronological reports, recounts.

**Handwriting** — Kinetic Letters Scheme

**Spelling** — Monster Phonics words in line with reading + Yr. 2 CEW words

**Punctuation and Grammar** — taught within writing (capital letters, full stops, exclamation mark, conjunctions, common and proper nouns, adjectives)

**Spelling Shed Homework**

Year 2 Common Exception Words						
after	child	every	half	move	plant	whole
again	children	everybody	hold	Mr	poor	who
any	Christmas	eye	hour	Mrs	pretty	wild
bath	class	fast	improve	old	prove	would
beautiful	climb	father	kind	only	should	
because	clothes	find	last	parents	start	stop
behind	could	floor	many	pass	sugar	sugar





# Maths

- White Rose Scheme of Work – Focuses on depth rather than acceleration ensuring key concepts are grasped before moving on.
- Split into blocks of learning for each term- they are varied and are progressive.
- White Rose caters for all learning styles (VAK)
- Times Table Rock stars/Numbots Homework



Autumn term	Number Place value VIEW	Number Addition and subtraction VIEW	Geometry Shape VIEW
	Measurement Money VIEW	Number Multiplication and division VIEW	Measurement Length and height VIEW
	Measurement Mass, capacity and temperature VIEW		
Spring term	Number Fractions VIEW	Measurement Time VIEW	Statistics VIEW
		Geometry Position and direction VIEW	
			Consolidation

# How do we teach maths?

## Concrete

Children should have the opportunity to work with physical objects/concrete resources, in order to bring the maths to life and to build understanding of what they are doing.



## Pictorial

Alongside concrete resources, children should work with pictorial representations, making links to the concrete. Visualising a problem in this way can help children to reason and to solve problems.



## Abstract

With the support of both the concrete and pictorial representations, children can develop their understanding of abstract methods.

$$5 + 7$$

The progression of these methods will vary to suit each child.

# Maths

## Place Value

Numbers to 100  
Partitioning numbers to 100  
Number lines 1s & 10s to 100  
Order & compare numbers  
Count in 2s, 3s, 5s & 10s

## Addition/Subtraction

Bonds to 10 & 20  
Bonds to 100 (10s)  
Add/subtract 1s  
Add 3 one digit numbers  
Add/subtract 2 digit numbers

## Fractions

Recognise and find  $\frac{1}{2}$ ,  $\frac{1}{4}$ ,  $\frac{3}{4}$ ,  $\frac{1}{3}$   
Unit & non-unit fractions  
Equivalence of half and 2 quarters

## Multiplication/Division

Recognise & make equal groups  
Use the x symbol  
2s, 5s & 10 times tables  
Sharing – equal groups  
Dividing by 2, 5, 10  
Odd & even numbers

## Shape

2D & 3D shapes  
Symmetry  
Making patterns

## Time

O'clock, half past  
quarter past/to  
Minutes

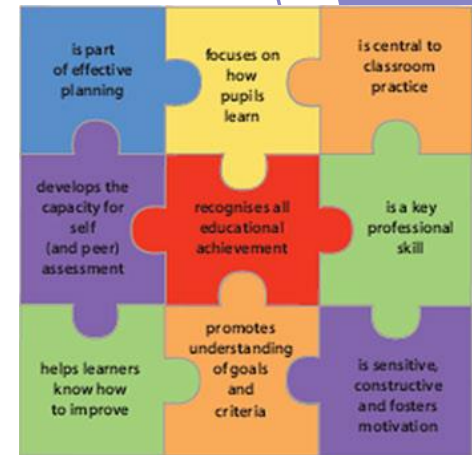
## Measurement

Measure & compare length, mass, capacity/volume





# Assessment



Assessment is used at Putnoe Primary to track progress and inform our teaching. It allows us to see what is going well and how we can support your child further.

We assess termly, not just in Year 2, but across the whole school and have found this to be useful as children become familiar with this format, thus alleviating stress/anxiety.

Unlike KS2, which take place at the same time nationally, the KSI assessments can be carried out at any point during May 2024. The official reporting of KSI SATs is no longer required.

We've historically done this in the penultimate week of the Summer A half term as it allows us to 'catch up' on any children who have been away during the following week.

There is no set timetable as to whether reading or maths is sat first or how long each test lasts for; however, the papers must be administered sequentially (e.g. Reading Paper 1 before Reading Paper 2).

# Foundation Subjects


## *The Year 2 Curriculum-Overview*



Autumn 1:  
Water water  
everywhere!



Spring 1:  
Feeling fit



Summer 1:  
Astonishing achievements of  
amazing people!

Autumn 2:  
London's burning!



Spring 2:  
Nature is all  
around us!



Summer 2:  
Awesome Asia



# Autumn I Curriculum

## Geography



- ▶ Oceans and continents
- ▶ Equator and different climates
- ▶ Atlas Skills
- ▶ Caring for the planet and oceans

## Computing



- ▶ Understanding Information Technology
- ▶ Making links between technology at home and school
- ▶ Safe use of technology

## Art

### Sculpture:

- ▶ Respond to Artists work
- ▶ Exploring different textures
- ▶ Create 'coral' using paper in different ways



## P.E



- ▶ Outdoor P.E –Fundamental Skills
- ▶ Indoor P.E- Gymnastics



## Music

- ▶ Respond to musical cues.
- ▶ Repeat longer rhythmical patterns.
- ▶ Create short repeating musical ideas.
- ▶ Choose suitable instruments to represent objects/moods/feeling.

## Science

### Living things and their habitats-

- ▶ Living / dead /never lived
- ▶ Habitats
- ▶ Food chains
- ▶ Comparing habitats.



## R.E

### Key Question:

- ▶ How do we show care for the earth? Why does it matter?
- ▶ Understanding different religions



## PSHE

### Relationships-

- ▶ Families and friendships
- ▶ Safe relationships
- ▶ Respecting ourselves and others



Curriculum overview will be sent home for future topics



# PE

## PE days

Monet's PE days:

- indoor on a Thursday
- outdoor on a Friday

Gaugins PE days:

- outdoor on a Tuesday
- indoor on a Thursday

## PE Kit

Please ensure your child is sent in wearing:

- Black shorts/black tracksuit bottoms
- Purple t-shirt
- Trainers or plimsolls. If possible, a lighter trainer on the indoor P.E day.
- children need additional pair of shoes for outdoor PE in the winter

During the winter and colder months children can wear:

- Purple fleece
- Black jogging bottoms

### **10. PE kits**

10.1. PE kits are as follows:

- School purple T-shirt with school logo
- Black shorts
- PE bag with school logo
- Purple fleece with school logo
- Black tracksuit bottoms
- Suitable plain coloured trainers with light coloured soles
- Suitable sports footwear, e.g. football boots

10.2. Parents/carers are responsible for ensuring their child brings their PE kit to school when needed.



# Clubs and other opportunities

All clubs at Putnoe are free of charge. Some clubs may include:

- Art
- Multi-sports
- Computing
- Science
- Board games
- Construction
- Gymnastics (run by Falcon gym club)

Sign up asap — first come/first serve

Limited numbers

Will start: Week Commencing 18<sup>th</sup> September

Please promptly pick up 4.15.

Some external clubs will be available for selected children.



# Supporting your child with their learning at home

## ▶ Daily Reading with children

Reading records will go home; please date and comment after reading each day.

## ▶ Spelling Shed 3 x per week for 10 minutes

## ▶ TT Rockstars and/or Numbots 3 x per week for 10 minutes

All logins have been sent home, additionally, your child's logins will be in their reading record book.

## Further ideas:

## ▶ Play word building games like Scrabble. Games like 'Guess Who' also develop their descriptive vocabulary.

## ▶ After cooking or completing a craft activity, challenge children to write the instructions for someone else to use.

## ▶ Measuring and using scales in the kitchen.

## ▶ Singing or recalling days of the week and months of the year.

## ▶ Handling coins and working out change.

## ▶ If using the internet, guide children to maths games on websites such as: My Maths, ICTGames.com, or BBC schools.



We look forward to teaching your children this year. Thank you for your continued support.

Any Questions?

