

Newsletter

March 2023



As always, the last half term seems to have flown by!


It has been such a fantastic term! A highlight (perfect for the time of year) has to be the exciting hatching of our eggs. Watching the first few steps of our chicks was an utter delight as well as being a huge learning opportunity for the children. The chicks have all now been ethically rehomed as part of the programme. It was so important that this part of the process was planned and in place to ensure the chicks could be cared for appropriately as they grew.

You will also have seen our first year with a swimming pool on site. This has been such a success, it even attracted the TV cameras! BBC's 'The One Show' came to visit and filmed an article featuring the pool. We are just waiting to hear when the footage will be shown. We will, of course, update you when this date is confirmed!

Thank you for all you are doing to support the children and the work we are doing with them. I hope you all have a wonderful and restful Easter.

Mr Petch

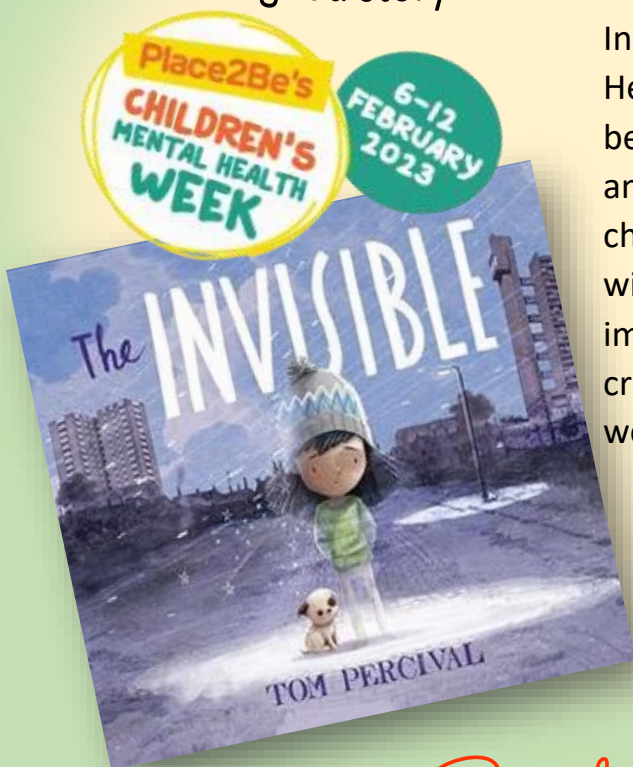
Following the success of our Mother's Day surprise shop, the PPG are pleased to share that we have been able to purchase three sets of fabulous cuddly monsters from our phonics programme 'Monster Phonics'. We are continuing to support the school with the Monster Phonics programme and our current fundraising project is for the purchase of new reading books for our pupils. A date for your diary - Summer Fayre - Saturday 10 June 12 - 3 pm, an afternoon of fun for everyone!




Thank you to all who contributed to Red Nose Day, we raised £626.50!

In January, we focused on National Storytelling Week where we discussed: What makes an interesting story? What skills do we think a good storyteller needs? What is your favourite story?

Librarian news



In February, we celebrated Children's Mental Health Week. We discussed how reading can be a huge benefit to our mental wellbeing and the themes around 'Lets Connect'. The children were able to identify how connecting with others by reading together is so important for their reading progress and creating a positive influence on their mental wellbeing.



World Book Day
We had a fantastic day celebrating on 2nd March!

WORLD
**BOOK
DAY**

2 MARCH 2023





Children from Reception to Year 4 made very impressive monster masks and Years 5 & 6 created digital monsters.



Reception and KS1 focused on 'Don't call me sweet' by Smriti Halls, and KS2 on 'Monster' by John Charlesworth and Jamie Hammond, and we were lucky to have Jamie and John in school with us!

These are some of the amazing digital monsters created by Years 5 & 6!



They signed copies of their books and were judges for the monster mask and digital monster competitions.



In all, we had an absolutely fantastic day, thank you to all for the outstanding effort, enthusiasm and hard work!

This half term we have been learning lots of nursery rhymes. We talked about the nursery rhyme 'Queen of Hearts' and made some jam tarts.



Quacometti

For pancake day, we made pancakes and had a pancake race on the playground! We thought about different materials to use to protect an egg and carried out an experiment to see which were best.




We have also been thinking about spring and have drawn our own daffodil pictures!





We have painted a galaxy frieze to music, re-enacted stories and experimented with food suitable for an astronaut in space. The children mixed primary colours and painted their own imaginary aliens!

Reception



Reception

We compared this environment to the jungle. The children enjoyed printing with different media to create our corridor display.



Our own pancakes were delicious and we had fun trying to toss them!



Last half term we enjoyed exploring Ice and helping the penguins escape from their frozen capsules.



Do you like out World Book Day costumes?



We are looking forward to welcoming caterpillar eggs and frogs spawn into our classes after half term!

This half term in Dali class, we have been learning all about how Christians celebrate Easter. We went on a visit to the local church and the reverend explained the different parts of a church, which the children were able to explore. He told us the amazing Easter story and the children listened beautifully.

Year 1

Picasso class have been learning about Sculpture in Art this half term. We looked at photos of some famous sculptures and researched the work of Phoebe Cummings, which inspired us to design our own flower bowl.

First, we rolled the clay into a ball.



Then we rolled the clay out flat.



Next we pushed the clay into a bowl.



Then we used tools to make marks and patterns in the clay.



Finally, we painted our bowls in bright colours!



Year 2

We have been busy little bees this term, or should I say butterflies! Some of the most exciting learning has been based on our class 'pets'. We've had four minuscule caterpillars join each class; we have been able to watch them munch on their food and grow to almost triple the size of when they arrived! As we speak, they are coating themselves in webbing, which means that they will soon be in the metamorphosis process. We are looking forward to re-locating them to their butterfly house, where they will live in the form of chrysalides and eventually butterflies. When they are fully grown, we will be releasing them into our environmental area.

Another exciting part of our Science learning this term is when we were learning about hygiene. We used glitter to represent germs and had to try to clean the germs off in different ways. We learned that the best way to clean germs off is to wash our hands with soap and water. We also used 'Glo-germ,' which helped us to see how easily germs can spread. We used a UV light to see how far germs had spread throughout the day!

In Science, we have also been researching different animals, we then created animal habitats containing the 5 things a living thing needs in order to survive. We've also learnt all about living things, life-cycles, hygiene, healthy eating and the importance of exercise.

We also went to see some other animal residents at Putnoe, the chicks! We carefully watched them as they hatched via the live feed and were very excited to meet them.





We have been preparing food as part of our learning on healthy habits, we explored the importance of a varied diet and healthy eating. We then went to the DT room and prepared salads. We had to be very careful when chopping the ingredients, but we really loved it. Some of us ate them, some took them home, lots of skills taught and executed! It was fantastic to see everyone so excited about vegetables!

Monet and Rubens classes came together and shared books, it was lovely to see such happy faces and a love of reading.




Year 2

Children were visited by a local author, Jamie Hammond, who wrote the fantastic book, 'Monster, being different was just the start.' Jamie spoke to all the children about the inspiration behind the book, where it started and why the book was written.

MONSTER

BEING DIFFERENT WAS JUST THE START



In English, we have read *How to Wash a Woolly Mammoth* by Michelle Robinson. During this, children wrote their own set of instructions on how to wash a woolly mammoth using fronted adverbials, similes and adverbs.

In Science, children have learnt about rocks and soils, using their investigation skills to classify which soils were the best soakers and drainers.



We learnt about the life cycle of birds and witnessed the hatching of chicks along with a handling experience!




What an incredible Spring Term our Year 3 children have had!

Year 3




During PE, Year 3 created a dance based on 'The Circle of Life' from the Disney classic, 'The Lion King.' They looked at motifs, movements that mimicked animals and unison.



Computing this term has seen Year 3 look at creating stop-frame animation films. The children loved making their own cave man themed stop-frame animation.

Year 3



Year 4



In DT this term year 4 created wooden structures. They used their historical study of the Romans to create catapults. They had to learn about the catapult and how it was used, create a design for their own catapult then mark, measure and saw their own pieces of wood. Finally, once pieced altogether, they enjoyed testing their catapults by using cotton balls as ammunition.

Year 4

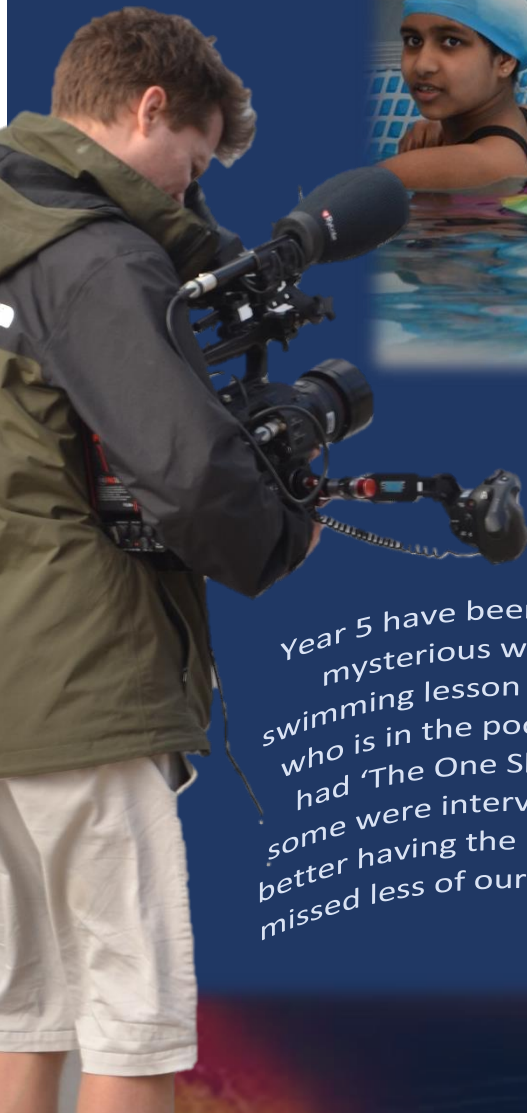


Science week was a huge success with Year 4 looking at Birds. We completed an investigation on wax resist and took part in our happy egg experience. We were very excited with the arrival of 11 chick eggs. We watched carefully each day and there were big cheers all round when we saw them hatching via our live feed! When we held or stroked and observed the chicks, there was a sense of calmness, pride, and awe! I hope you enjoyed the experience as much as we did!

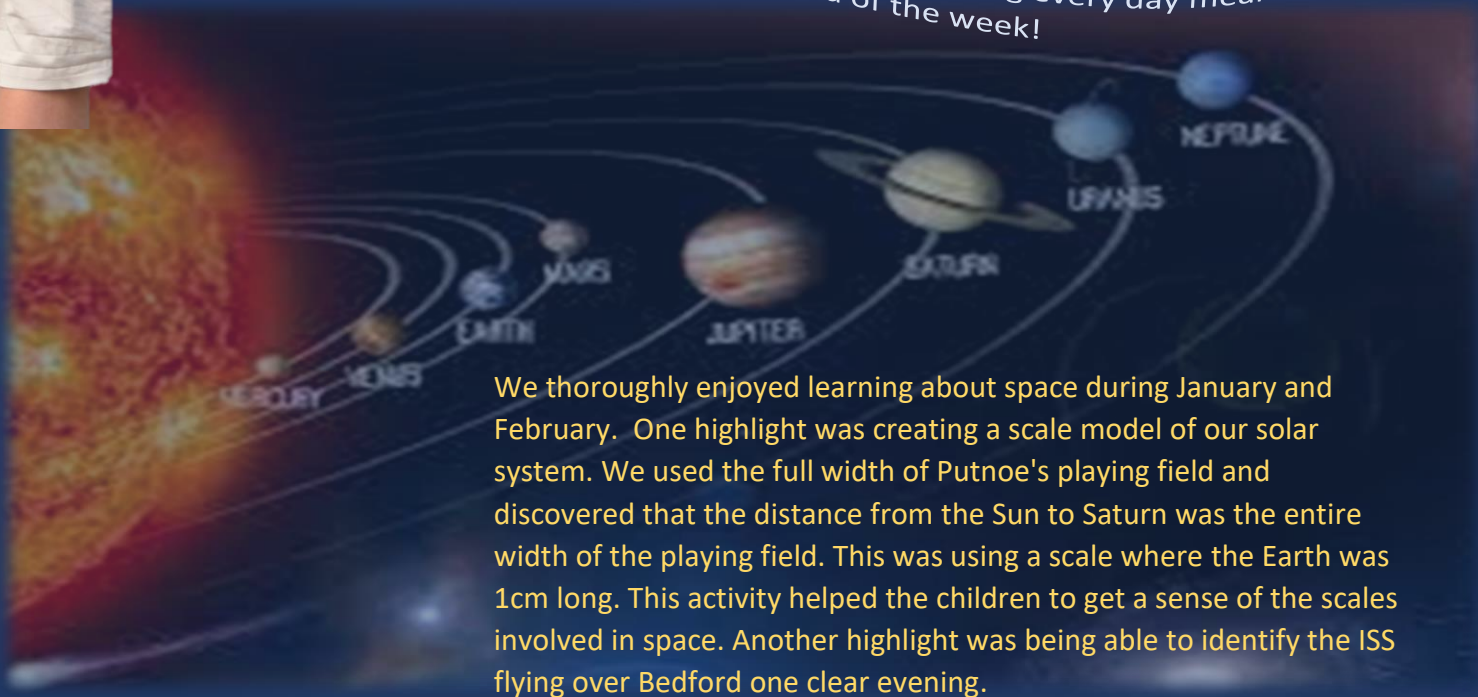


Year

5



Year 5 have been completing their statutory required swimming lessons in the mysterious white tent in front of the school! Each class had a 30-minute swimming lesson every day for two weeks, with the help of Tracy, our instructor, who is in the pool with us. The pool is lovely and warm. One lucky group even had 'The One Show' from the BBC come and do some filming with them and some were interviewed about the swimming. On the whole, we think it is much better having the pool in school rather than travelling to a pool, because we have missed less of our other lessons, even though swimming every day means we are a bit tired by the end of the week!



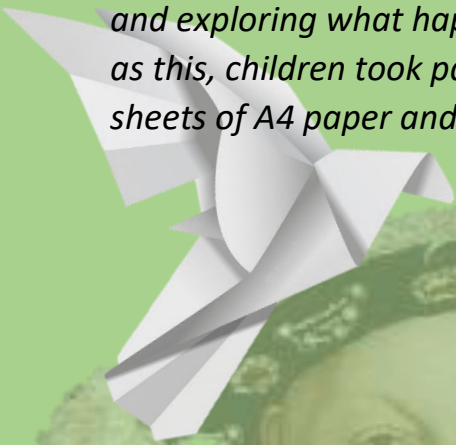
We thoroughly enjoyed learning about space during January and February. One highlight was creating a scale model of our solar system. We used the full width of Putnoe's playing field and discovered that the distance from the Sun to Saturn was the entire width of the playing field. This was using a scale where the Earth was 1cm long. This activity helped the children to get a sense of the scales involved in space. Another highlight was being able to identify the ISS flying over Bedford one clear evening.

In Year 6, children have had great fun learning all about chicks as part of our science week. They all had a fantastic time watching our eggs hatch on the school's live stream and loved spending time with them once they had hatched.



Year 6

In addition, each class enjoyed being part of a Zoom session finding out about raptors and exploring what happens to a hard-boiled egg when it is placed in vinegar. As well as this, children took part in a challenge of making their own 3D bird using only four sheets of A4 paper and a pair of scissors (no glue or Sellotape allowed!)




In History they have focussed on the Tudor period of British history. They have enjoyed finding out why Henry VIII had 6 wives and what happened to each wife. They used a variety of historical sources to suggest reasons why the chosen wife was or should not be considered to have been the most historically significant.

In Dt the children have designed and started to make a tapestry wall hanging to store stationary. They have investigated the best ways to join their materials to create their pockets/pouches and ways to be able to hang their product to the wall.



The Artists



Year 4 loved working with local artist, Katie Allen, to learn a bit about her career as an illustrator and workshop how to screen print their own images by creating stencils and printing using our silk-screening equipment.

Our Cultural Ambassadors have been working with The Higgins Gallery to select pieces from their collection to explore in school. Everyone in school attended a "Gallery Experience" to see a selected Higgins owned art piece, ask questions, discuss and explore the image. We have been offered an amazing curating opportunity, with some of the children seeing pieces in storage and the whole school now voting to select a couple for their next exhibition!



Check out The Higgins Easter holiday offer
on: https://www.thehigginsbedford.org.uk/whats_on/family_events.aspx
(with art and craft activities for as little as £3.05)

Some of our Year 6 pupils enjoyed a day at Milton Keynes Theatre this term. Whilst there they danced on the stage, sung a Hairspray hit and had a backstage tour from an ex Putnoe pupil! The pupils enjoyed learning about all the careers the Theatre offers.



Hairspray

Congratulations to our Year 5 & 6 DJ's on an amazing DJ event last week. They did a smashing job planning the layout, staging, lights, seating and all-important red carpet! That was before they stepped up to the decks!! A really great selection of tracks, with some interesting effects and transitions implemented. It was lovely to see them supporting each other and the audience bopping along!





Sport

Year 5 and 6 Netball Match Report



On Friday 3rd and Thursday 16th March, Miss Giles took 9 Year 6 pupils and 10 Year 5 pupils, who were highly enthusiastic and energetic, to Bedford Girls School to play in a district netball tournament.

They played between five - six high-energy matches each against local primary and secondary schools including: Henlow, Bedford Girls School, Castle Newnham, Hazeldene, Westfield, Camestone and Oakley. The teams were accompanied by Miss Giles and Miss Gyoffry who were incredibly supportive throughout the tournament and offered lots of encouragement and key coaching tips.

All pupils involved found the experience of playing in the netball tournament really enjoyable; both teams demonstrated excellent sportsmanship, teamwork and all the school values.

Comments from the team:

'We enjoyed playing competitively against other teams for the first time and it has helped us improve our understanding of the netball game.'



As part of one of their action plan targets, the Eco Council have planned to communicate some energy saving tips with the wider school community and they spent time researching a selecting their top 10.

Putnoe Primary School Eco Council's Top 10 Tips for Saving Energy at Home:

- 1. Swap your bath for a short shower.**
- 2. Spend less time in the shower! Can you wash in 5 minutes or less?**
- 3. Unplug any devices that you are not using.**
- 4. Use an electrical power strip for multiple electrical devices.**
- 5. Use energy saving lightbulbs.**
- 6. Now that the weather is warming up, hang your washing outside to avoid using the tumble dryer.**
- 7. Set your heating thermostat to a lower target temperature.**
- 8. Turn your combi boiler flow temperature down to 60°C. It could save you up to £100 a year.**
- 9. Make the most of natural light to heat your home.**
- 10. Draught-proof windows and doors by using things such as draught excluders and closing curtains at night.**

Thank you to everyone who took part in the 'Sustrans Big Walk and Wheel' competition! Together, we have helped the environment by replacing our car journeys and we are hopefully feeling the health benefits of being more active!

